


Name: \_\_\_\_\_

Date: \_\_\_\_\_

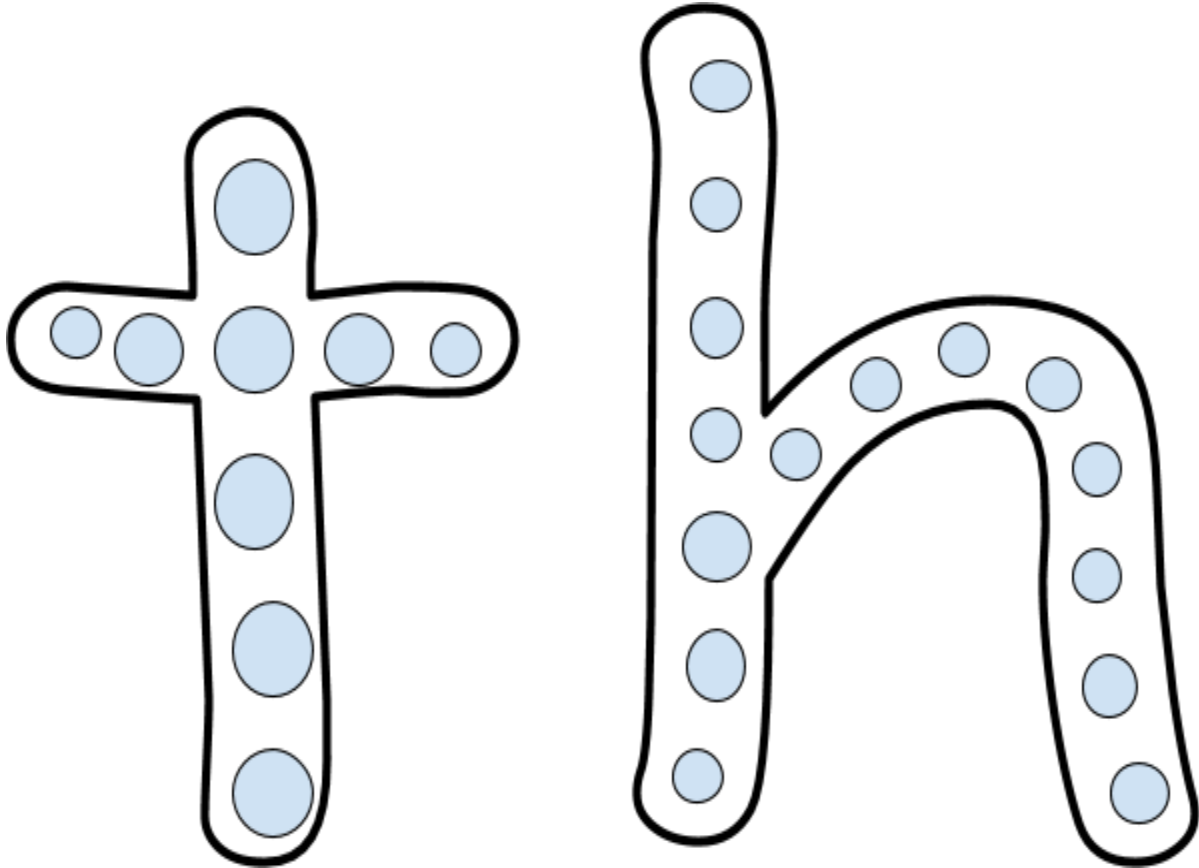
The digraph sound th.  
Color in the letters th.



Name: \_\_\_\_\_

Date: \_\_\_\_\_

The digraph sound th.  
Trace the dots with a crayon, pencil or paint marker.



Name: \_\_\_\_\_

Date: \_\_\_\_\_

The digraph sound th. Vocabulary Development.  
Simple words that start with the digraph th.

thank




thick



thin




thorn



three



thumb



Name: \_\_\_\_\_


Date: \_\_\_\_\_

The digraph sound th. Vocabulary Development. Draw a line from the word to the picture that matches the correct meaning.

thank



thick



thin



thorn



three



thumb



Name: \_\_\_\_\_

Date: \_\_\_\_\_

The digraph sound th. Vocabulary Development.  
Practice Writing the word 3x's each.



thank \_\_\_\_\_



thick \_\_\_\_\_



thin \_\_\_\_\_



thorn \_\_\_\_\_



three \_\_\_\_\_



thumb \_\_\_\_\_

Name: \_\_\_\_\_

Date: \_\_\_\_\_

The digraph sound th. Vocabulary Development.  
Circle the words that have the digraph th in it.



th



3

Write the words you've circled: \_\_\_\_\_

\_\_\_\_\_

Name: \_\_\_\_\_

Date: \_\_\_\_\_


The digraph sound th. Fill in the missing letters in the words containing the digraph th.



1. \_\_\_ ank

2. \_\_\_ ick

3. \_\_\_ in



4. \_\_\_ orn

5. \_\_\_ ree

6. \_\_\_ umb

Pick three words and write a sentence for each word.

---

---

---